

BC-2500□
BC-2300□
BC-2100



At your side.
brother®

BC-2500/BC-2300/BC-2100

BC-2500
BC-2300
BC-2100
Brother

Computerised sewing enabling you to enjoy a comprehensive range of stitches

(BC-2500) (BC-2300)(BC-2100) **40** stitches

(BC-2500)(BC-2300) **+10** stitches (total **50** stitches)

(BC-2500) **+10** stitches (total **60** stitches)

Features

- LCD screen**
- Quick-set bobbin**
- Drop feed**
- Dual LED lamp**
- 1-step automatic buttonholer**
- Six-point feed-dogs**
- Twin needle for two-colour stitching**
- F.A.S.T. bobbin winding system**
*BC-2500 only
- Needle stop position switch mechanism**
- Presser-foot levelling button**
- Free arm**
- Handy central controls**
*BC-2500 only
- Needle threader**

Optional accessories*

Walking foot



Ensures an even feed action when sewing multiple layers of fabric or when matching fabric prints.

Quilting foot



A spring action, clear quilting foot marked for easy reference that handles a variety of fabric thicknesses.


Friendly to the environment

Brother has created its own "Brother Green Label" classification for environmentally friendly products. During the production process of BC-2500/BC-2300/BC-2100, emissions of carbon dioxide (CO₂) are reduced to one-third*, and they conform to this classification. *Comparison by Brother with other established products in the same class..



The BC-2500, BC-2300, BC-2100

An easy to use computerised sewing machine. Features 60(BC-2500), 50(BC-2300) and 40 (BC-2100) built-in stitches.



Contact

Specifications subject to change without notice.

At your side.
brother®

BROTHER INDUSTRIES, LTD. NAGOYA, JAPAN
<http://www.brother.com>


Specifications correct at time of printing. Brother is a registered trademark of Brother Industries, Ltd. Brand product names are registered trademarks or trademarks of their respective companies.



*BC-2500 only

Always at your side

LCD screen



LCD screen enables you to easily recognise important sewing information including stitch width/length and type of presser foot for a selected stitch.

- Simply press buttons to select stitches and to set out stitch length and width.
- Default value is set out for each stitches enabling you to use a stitch at it's best suited length and width.

1-step automatic buttonholer



1-step "Auto-size" buttonholer creates a perfectly uniform buttonhole every time. Simply select the stitch and follow the directions to sew all four sides of the buttonhole without moving a lever.




*BC-2500 only

Needle stop position switch mechanism




No need to adjust the balance wheel to lower the needle. Choose the needle down position and rotate the fabric for complete control when stitching corners or needle up when stitching straight seams.

Needle threader



Quick and easy needle threading. Saves time and your eyesight, by automatically feeding the thread through the needle's eye.

Quick-set bobbin



Simply drop in a full bobbin and the Quick-Set feature has you ready to sew immediately.

Six-point feed-dogs



Effortlessly create smooth, accurate seams on any fabric from the lightest silks to heavy denim.



Presser-foot levelling button



Holds the presser foot level for smooth, consistent stitching over changing fabric thicknesses, such as the start of a seam or crossing seams.

Drop feed



Drop feed lever for easy lowering of the feed dogs for free motion or free hand sewing used in quilting, embroidery and monogramming.

Twin needle for two-colour stitching



Your machine is designed for twin needle sewing, which allows you to sew with two top threads. You can use the same colour or two different colours of thread for making decorative stitches.

Free arm




The machine can be turned into a free arm merely by removing the extension table. For sewing round and cylindrical items such as bags and sleeves and for attaching pockets, this feature is extremely convenient.

Dual LED lamp



The light, which is bright but gentle on the eyes, makes it easier to work with dark materials and will not overheat with prolonged use.

F.A.S.T. bobbin winding system



Bobbin winding is easier. Wind the thread four or five times around the bobbin, pass it through the guide slot, and press the start button. Simple. *BC-2500 only

Handy central controls



For ease of use, "Start/Stop" button, "Needle Position" button and sewing speed controller are on one convenient panel.

*BC-2500 only