



CAN YOU FEEL IT? THE EXCITEMENT OF
 QUILTING MACHINES WITH THE STITCH PRECISION
 AND RELIABILITY OF JANOME...

Have you noticed how the world is divided into quilters and people who don't know what they're missing? If you're in the first group, we designed the new *Quilter's Companion* machines just for you. If you're in the second group, it's time to find out what all the excitement is about.



» All the *Quilter's Companion* machines have Janome's Superior Feed System (SFS), a unique 7-point feed dog mechanism that allows you to start right on the edge of your fabric with complete precision. Even when you're quilting through five or six layers, they feed smoothly and easily with power to spare.



» Ergonomically designed with sleek styling, the work table slopes down to meet your hands. It's easier to feed your fabric and see what you're doing. A convex front display panel provides a comfortable angle to navigate through the stitch choices. For a minute, an hour, or all day long, sewing at a *Quilter's Companion* machine is simply more relaxing.



» Janome is famous the world over for its stitch quality. A top, drop-in bobbin and a jam-proof rotary hook provide the *Quilter's Companion* machines with exceptional thread handling for consistent, precise stitches. From a standard quarter-inch seam to ornate free motion quilting, you'll never have to worry about binding, breaking or skipping.



...AND THE FEATURES QUILTERS WANT MOST.

SPECIFICATIONS



TYPE	COMPUTERIZED	ELECTRONIC	MECHANICAL
HOOK SYSTEM	FULL ROTARY	FULL ROTARY	FULL ROTARY
NUMBER OF STITCHES (INCL. BH)	60	25	19
NEEDLE THREADER	YES	YES	YES
1-STEP BUTTONHOLE	YES (6)	YES (1)	YES (1)
UPPER THREAD TENSION	AUTO	AUTO	MANUAL
BOBBIN WINDING	AUTO-DECLUTCH	AUTO-DECLUTCH	AUTO-DECLUTCH
FOOT PRESSURE ADJUSTMENT	YES (3-STEPS)	YES (3-STEPS)	YES (3-STEPS)
SPEED ADJUSTER	YES	YES	NO
DROP FEED	YES	YES	YES
SUPERIOR FEED SYSTEM (SFS)	YES	YES	YES
TOP COVER STORAGE	YES	YES	YES
STITCH WIDTH CONTROL	YES	YES	YES
MAX. STITCH WIDTH	7 MM	6.5 MM	6.5 MM
STITCH LENGTH CONTROL	YES	YES	YES
MAX. STITCH LENGTH	5 MM	4 MM	4 MM
STITCH SELECTION	SCROLL KEYS	FULL TURN DIAL	FULL TURN DIAL
STITCH INDICATION	LED	LCD	WINDOW
AUTO NEEDLE STOP AT "UP" POSITION	YES	YES	NO
UP/DOWN NEEDLE STOP SETTING KEY	YES	YES	NO
LOCK STITCH KEY	YES	NO	NO
HARD COVER CARRYING CASE	YES	YES	YES
ALL-IN-ONE QUILTING KIT	YES	YES	YES

OPTIONAL WORK TABLE EXTENSION

» Give your biggest projects extra support while stitching.



THERE'S EXCITEMENT IN THE AIR



JANOME MAKES QUILTING A BREEZE



Simply love to quilt



all things are possible



To quilt is to live

They look different because they are different.

The all-new *Quilter's Companion* machines from Janome are designed for the way you love to quilt.

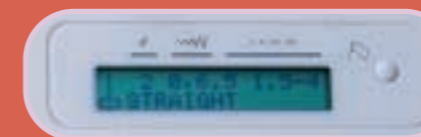
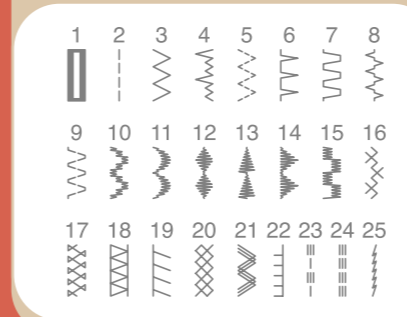
POWER AND FEATURES
YOU DON'T USUALLY FIND
ON A MECHANICAL

MAXIMUM QUILTING
WITH COMPUTERIZED POWER

The 6125QC has more stitches, more automatic functions, and more features quilters love.

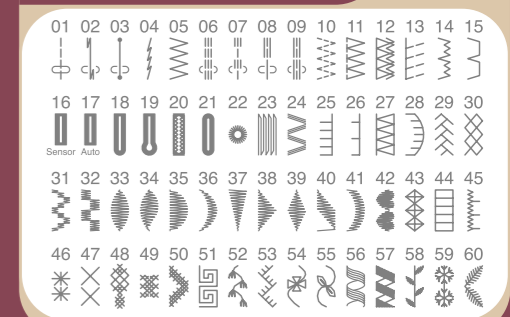
- » LCD Guide Screen
- » 25 stitches including a one-step buttonhole
- » Auto thread tension
- » Speed control
- » Auto needle stop at UP position
- » Up/Down control button
- » Auto declutch bobbin winder
- » Foot pressure adjustment (1-2-3)
- » 6.5mm Zig-Zag
- » Hard cover carrying case

6125QC Stitch Chart



Experience the speed and precision of computerized quilting. The 6260QC has a bigger selection of stitches, a wider zig-zag, and an easy-to-read LED screen.

6260QC Stitch Chart



- All the features of the standard QC models plus:
- » Bright LED screen
 - » Computerized sewing
 - » 60 stitches, including 6 types of buttonholes
 - » Scroll key stitch selection
 - » 7mm Zig-Zag
 - » Lock stitch key

» STORAGE ABOVE AND BELOW

In addition to the standard top lid storage, *Quilter's Companion* machines have a unique bottom storage drawer that slides out sideways from the work table, giving you access even when your quilt is under the needle.



» EXTRA-HIGH LIFT

An extra-high presser foot lifter allows you to slide in multiple layers of fabric and batting. You get a full 5/8" of clearance.



» ADJUSTABLE PRESSURE

At the heart of quilting is a talent to mix and match. From dense to delicate, thick to thin, shiny satin to cushy flannel. Thanks to an adjustable pressure dial, the *Quilter's Companion* machines glide through any combination.



» SPECIAL QUILTING STITCHES

Each *Quilter's Companion* machine has a unique set of built-in quilting stitches, including Sculptured, Appliqué and other specialty stitches.



» ALL-IN-ONE QUILTING KIT

The best quilting feet come standard with the *Quilter's Companion* series, including two open-toe feet that are optional on most competitors' quilting machines. Your all-in-one quilting kit comes with:

- A. Open-toe even-feed foot with quilt guide
- B. Open-toe darning foot
- C. Cloth guide
- D. 1/4" seam foot
- E. Open-toe craft foot




JANOME QUILTING ANYONE CAN AFFORD



Our most affordable *Quilter's Companion*, the 6019QC, comes fully equipped, including 19 built-in stitches, a needle threader, and a one-step buttonhole.

6019QC Stitch Chart



THERE'S EXCITEMENT IN THE AIR

