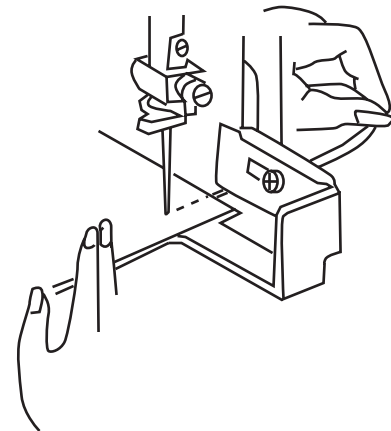
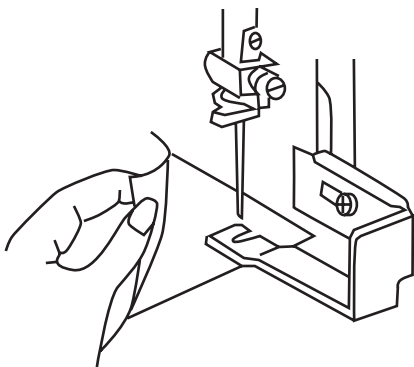


Velvet Foot

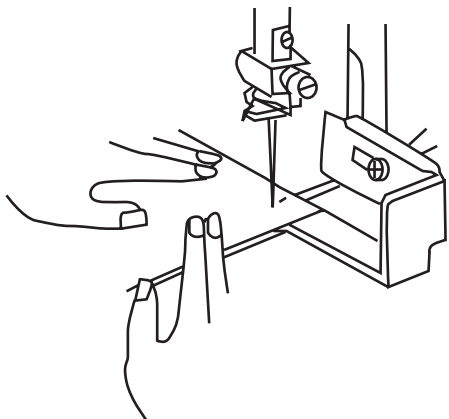
Pfaff GrandQuilter
#416 04 86 01

Machine Settings:
Thread tension: 4-5
Stitch length: 2-5
Foot pressure: 3-5

1. Place a layer of fabric (velvet) under the Velvet Foot and lower the foot.
2. Place the upper layer of fabric on top of the Velvet Foot.
4. While pulling the ends of the threads taut, sew several stitches.



3. Sew a few stitches while holding the layers of fabric with both of your hands to prevent fabrics from lifting.



5. Continue to sew without holding the end of the threads.

